



3. WATER SUPPLY

Policy 3.5

SEWER CONNECTIONS

Version 1

3. WATER SUPPLY

3.5 SEWER CONNECTIONS

OBJECTIVES

This policy outlines the standards required for connection to Lithgow City Council's Wastewater gravity reticulation system.

POLICY

1. General Provisions for Sewer Connections

1.1. Where a new sewer junction is required to be cut into an existing main, the applicant shall seek approval under Section 68 of the *Local Government Act 1993*. The work shall be carried out by Council following the completion of a Work at Owners Cost (WOC) application form. Costs to be charged at the rates published in Council's Fees and Charges in accordance with *Section 19 of the Local Government (General) Regulation 2005*. No work is to commence until the WOC application has been completed and submitted to Council.

1.2. Each property shall have a separate sewer connection, joint sewer services are prohibited under *Section 162 of the Local Government (General) Regulation 2005*

1.3. Properties that have been paying sewer access charges shall not be charged for a sewer junction cut-in installation if the property is adjacent to the sewer main.

1.4. Residential properties paying sewer access charges that require a gravity sewer main extension and are located within 30m of Council's sewer reticulation system and is technically possible to gravitate to that system will be provided a sewer connection.

1.5. Licensed plumbers with appropriate experience, insurances and WHS requirements in accordance with *Section 634 of the Local Government Act 1993* may install sewer cut-ins with Council approval and under full control and direction of Council's Water and Wastewater Development Officer. It is an offence under the Act and carries a maximum penalty of 100 Penalty Units

1.6. Where the sewer service connection is constructed in accordance with Council's Water and Sewer Design and Construction Specification, Council will maintain the service connection from the sewer main to the base of the boundary inspection shaft at the downstream collar of vertical shaft bend (Figure 1: Sewer Main Inside Property and Figure 2: Sewer Main Outside Property) or to the first collar downstream of the boundary trap for deep connections (Figure 3: Deep Sewer Connection).

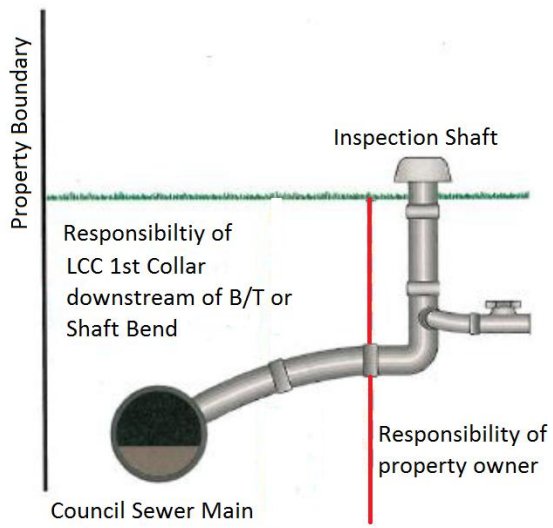


Figure 1: Sewer Main Inside Property

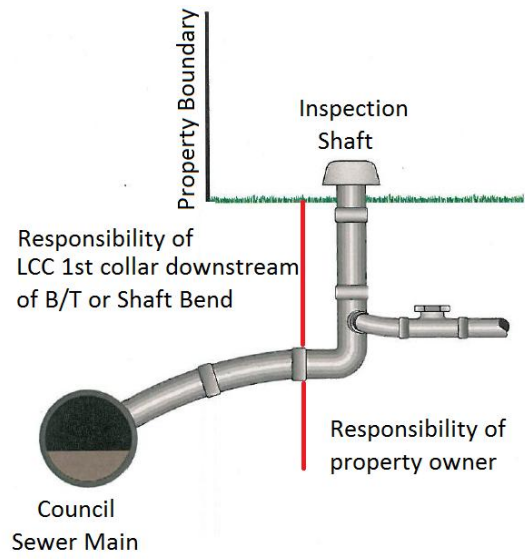


Figure 2: Sewer Main Outside Property

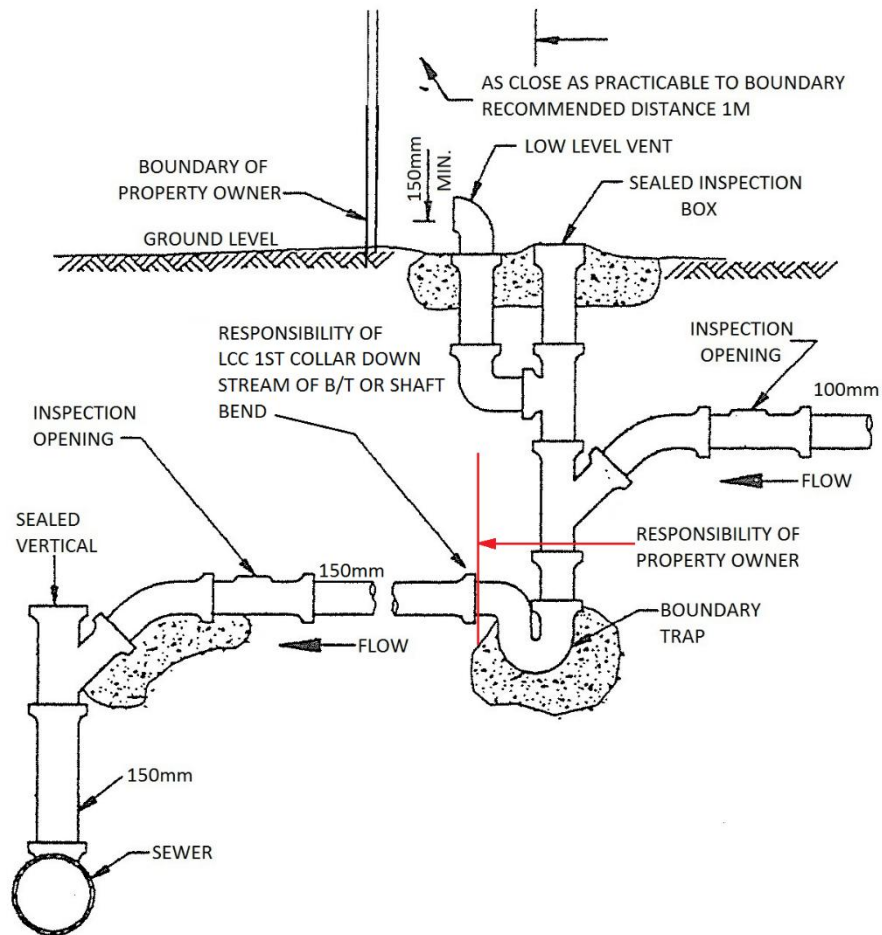


Figure 3: Deep Sewer Connection

1.7. Buried Vertical Risers (BVR) shall be used for connections at depths of 1.5m and greater.

1.8. Where the sewer service connection has not been constructed in accordance with Council's Water and Sewer Design and Construction Guidelines and Council's sewer is located within the property being served, Council will maintain to the collar of the branch junction with the main.

1.9. When properties have been identified with a common sewer line through a Development Application process that transverses another property then Council will provide where possible a sewer connection for that property at Council's cost. Connection of sanitary drainage to the point of connection will be at the owner's expense.

1.10. Where a 150mm vertical shaft has not been brought to ground level on vacant land or as part of a subdivision or any other connection to the sewer main as a point of connection, an inspection opening shall be installed directly upstream of the main junction branch prior to the vertical shaft constructed under sanitary drainage.

- 1.11. Prior to the connection to council sewer to pump raw sewage or effluent from a septic tank holding well, a section 68 application shall be submitted to Council. Applicants shall meet all requirements and conditions of 'Sewage Management Facilities' prescribed by the Local Government (General) Regulation 2005 and shall be of a type accredited by NSW Health. Package pump stations shall be approved only for residential domestic properties.
- 1.12. Pressurised sewerage systems connected to council gravity reticulation will only be permitted on a case by case determination by the Water and Wastewater Manager. Council does not accept Combined Pressure Systems for subdivisions.
- 1.13. New sewer connections servicing strata/community title developments shall be connected to Council's sewer main by a single individual property service pipe where practicable. (150mm Vertical Riser Point of Connection)
- 1.14. Each unit shall connect to a joint sanitary drainage line (owned and maintained by the community association or body corporate) via a separate, individually owned branch connection.
- 1.15. An inspection opening with BTS (bolted trap screw) raised to ground level is to be provided on the branch line at the connection point of each unit to the corporate common line.
- 1.16. The developer shall provide proposed sanitary drainage diagram to council prior to commencement of works.
- 1.17. New sewer connections servicing properties with commercial or industrial developments shall be linked to Council's sewer main by a single individual property service pipe where practicable.
- 1.18. In some cases a boundary trap may be required in industrial areas or when instructed by Council.
- 1.19. The occupant may require an approval to discharge liquid trade waste to Council's sewer and may be required to enter into a Liquid Trade Waste Service Agreement. Applicant is to provide proposed sanitary drainage diagram of installation for assessment with Economic Development & Environment Division and a Notice of Works for Plumbing and Drainage Works.

Maintained by Department:	Water & Wastewater	Approved by:	Council		
Reference:	Dataworks: Policy Register	Council Policy No:	3.5	Effective Date:	29/10/2018
Min No:	18-293	Version No:	1	Reviewed Date:	
Attachments:	wnm				